

23rd Annual Advanced Vitreoretinal Techniques & Technology Symposium



avtt

Beaumont
ACCREDITATION AND CREDIT DESIGNATION



In support of improving patient care, this activity has been planned and implemented by Beaumont Health and Medical Conference Planners International. Beaumont Health is jointly accredited by the Accreditation Council for Continuing Medical Education (ACCME), the Accreditation Council for Pharmacy Education (ACPE), and the American Nurses Credentialing Center (ANCC), to provide continuing education for the healthcare team.


Beaumont Health designates this live activity for a maximum of **12.50 AMA PRA Category 1 Credit(s)™**. Physicians should claim only the credit commensurate with the extent of their participation in the activity.

August 26-28, 2022

Hyatt Centric Chicago Magnificent Mile | Chicago, IL



Maria H. Berrocal, MD
Drs. Berrocal & Associates
San Juan, PR
mariahberrocal@hotmail.com



Robert A. Hyde, MD, PhD
UIC/Illinois Eye and Ear Infirmary
Chicago, IL
rah Hyde@gmail.com



Srinivas R. Satta, MD
Doheny Eye Institute
Los Angeles, CA
ssatta@doheny.org



Pooja Bhat, MD
UIC/Illinois Eye and Ear Infirmary
Chicago, IL
pbhat@uic.edu



Peter K. Kaiser, MD
Cole Eye Institute
Cleveland, OH
pkkaiser@gmail.com



David Sarraf, MD
Stein Eye Institute
Los Angeles, CA
dsarraf@ucla.edu




R.V. Paul Chan, MD, MSc, MBA
UIC/Illinois Eye and Ear Infirmary
Chicago, IL
rvpchan@gmail.com



Jennifer J. Kang-Mieler, PhD
Stevens Institute of Technology
Hoboken, NJ
jkangmie@stevens.edu



Carol L. Shields, MD
Wills Eye Hospital
Philadelphia, PA
carolshields@gmail.com



Felix Y. Chau, MD
UIC/Illinois Eye and Ear Infirmary
Chicago, IL
fchau@uic.edu




Yannek I. Leiderman, MD, PhD
UIC/Illinois Eye and Ear Infirmary
Chicago, IL
yannek.leiderman@gmail.com



George A. Williams, MD
Beaumont Eye Institute
Bloomfield Hills, MI
gawilliamsmd@gmail.com



Amani A. Fawzi, MD
Northwestern University/
Rush University Medical Center
Chicago, IL
afawzimd@gmail.com



Jennifer I. Lim, MD
UIC/Illinois Eye and Ear Infirmary
Chicago, IL
jennylim@uic.edu



Organizer

William F. Mieler, MD
Cless Family Professor and
Vice-Chairman Director
Vitreoretinal Fellowship Training
Department of Ophthalmology
& Visual Sciences
University of Illinois at Chicago
Chicago, IL
wmieler@uic.edu



Michael J. Heiferman, MD
UIC/Illinois Eye and Ear Infirmary
Chicago, IL
mheife2w@uic.edu



Ann-Marie Lobo-Chan, MD, MS
UIC/Illinois Eye and Ear Infirmary
Chicago, IL
alobo2@uic.edu



Friday AUGUST 26

(non-CME)

6:45 AM – 6:30 PM

Registration

6:45 AM – 7:30 PM

Exhibits



6:45 – 7:25 AM

Breakfast

7:25 AM

Welcome and Introduction

WILLIAM F. MIELER, MD

7:30 – 9:45 AM

**Best Practices in
Ophthalmology (Part 1)**

MODERATOR: WILLIAM F. MIELER, MD

7:30 AM

Ophthalmology:

Demographics and Practice Patterns

WILLIAM F. MIELER, MD

7:45 AM

The Past, Present, and Future of
Physician Payments including Step
Therapy and Prior Authorization

GEORGE A. WILLIAMS, MD

8:00 AM

AAO Leadership Development
Program, Global Alliances, and
Global Ophthalmology

R.V. PAUL CHAN, MD, MSc, MBA

8:15 AM

Participation in Clinical Trials
and Scientific Boards - Is it
Financially Feasible?

JENNIFER I. LIM, MD

8:30 AM

Incorporating Research into your
Clinical Practice

SRINIVAS R. SADDHA, MD

8:45 AM

Independent Medical Device Development
and Collaborating with Industry

YANNEK I. LEIDERMAN, MD, PhD

9:00 AM

Evolving Changes in the ABO and
Maintenance of Certification (MOC)

FELIX Y. CHAU, MD

9:15 – 9:45 AM

Ethics Round Table Discussion

MODERATORS: FELIX Y. CHAU, MD AND
WILLIAM F. MIELER, MD

PANELISTS: ALL FACULTY

9:45 – 10:15 AM

◆ Break

10:15 AM – 12:15 PM

**Best Practices in
Ophthalmology (Part 2)**

MODERATOR: WILLIAM F. MIELER, MD

10:15 AM

Discussion: Type of Practice -
Pros and Cons of Academics, Private
Practice, Hybrid Types of Practice

MODERATOR: WILLIAM F. MIELER, MD

PANELISTS: ALL FACULTY

10:30 AM

Discussion: Important Factors to
Consider in Choosing a Practice:
Contract Negotiations, Partners,
Location, Changing Jobs, Marketing,
Private Equity, Innovations

MODERATOR: GEORGE A. WILLIAMS, MD

PANELISTS: ALL FACULTY

10:45 AM

Transitioning from Fellowship
and Finding your First Job

MICHAEL J. HEIFERMAN, MD AND
ROBERT A. HYDE, MD, PhD

11:00 AM

Risk Management and Malpractice
for the Retinal Surgeon

YANNEK I. LEIDERMAN, MD, PhD

11:15 AM

Audits: Not If, But Rather When

GEORGE A. WILLIAMS, MD

11:30 AM

Advocacy and Its Importance to You

JENNIFER I. LIM, MD

11:45 AM

Life as a Doctor, Researcher, and Mother

CAROL L. SHIELDS, MD

12:00 PM

Balancing Work and Life

WILLIAM F. MIELER, MD



12:15 – 1:00 PM

Lunch

Following an Introductory Lecture on Vitrectomy Fluidics and 3D Heads-Up Surgery, the Vitreoretinal Fellows and Residents will be separated into two groups for the interactive afternoon sessions.

1:00 – 6:00 PM

Vitrectomy Fluidics and Instrument Demonstration, 3D Heads-Up Surgery, and Discussion of Challenging OCT, Medical, and Surgical Cases

1:00 PM

Vitrectomy Fluidics

PETER K. KAISER, MD AND YANNEK I. LEIDERMAN, MD, PhD

1:15 PM

3D Heads-Up Surgery

GEORGE A. WILLIAMS, MD

GROUP 1

1:30 – 3:30 PM

Wet Lab – Vitrectomy Fluidics and Instrument Demo

FACULTY:

MARIA H. BERROCAL, MD

FELIX Y. CHAU, MD

MICHAEL J. HEIFERMAN, MD

ROBERT A. HYDE, MD, PhD

PETER K. KAISER, MD

YANNEK I. LEIDERMAN, MD, PhD

JENNIFER I. LIM, MD

GEORGE A. WILLIAMS, MD

GROUP 2

1:30 – 3:30 PM

Discussion of OCT, Medical, and Surgical Cases

CO-MODERATORS: AMANI A. FAWZI, MD; WILLIAM F. MIELER, MD; SRINIVAS R. SADDI, MD

PANELISTS:

POOJA BHAT, MD

R.V. PAUL CHAN, MD, MSc, MBA

ANN-MARIE LOBO-CHAN, MD, MS

DAVID SARRAF, MD

CAROL L. SHIELDS, MD



3:30 – 4:00 PM

Break

4:00 – 6:00 PM

Discussion of OCT, Medical, and Surgical Cases

CO-MODERATORS: YANNEK I. LEIDERMAN, MD, PhD; DAVID SARRAF, MD; CAROL L. SHIELDS, MD

PANELISTS:

POOJA BHAT, MD

AMANI A. FAWZI, MD

ANN-MARIE LOBO-CHAN, MD, MS

WILLIAM F. MIELER, MD

SRINIVAS R. SADDI, MD

4:00 – 6:00 PM

Wet Lab – Vitrectomy Fluidics and Instrument Demo

FACULTY:

MARIA H. BERROCAL, MD

R.V. PAUL CHAN, MD, MSc, MBA

FELIX Y. CHAU, MD

MICHAEL J. HEIFERMAN, MD

ROBERT A. HYDE, MD, PhD

PETER K. KAISER, MD

JENNIFER I. LIM, MD

GEORGE A. WILLIAMS, MD

6:00 – 6:28 PM
Industry Presentations

6:00 – 6:06 PM
Regeneron Pharmaceuticals, Inc.

6:06 – 6:10 PM
Alcon Vision, LLC

6:10 – 6:14 PM
Allergan, an AbbVie Company

6:14 – 6:16 PM
Alimera Sciences

6:16 – 6:18 PM
Bausch + Lomb

6:18 – 6:20 PM
EyePoint Pharmaceuticals

6:20 – 6:22 PM
Iveric Bio

6:22 – 6:24 PM
Janssen Pharmaceuticals

6:24 – 6:26 PM
Norlase

6:26 – 6:28 PM
OCULUS Surgical, Inc.



6:28 – 7:30 PM
Reception

Saturday
AUGUST 27

6:45 AM – 5:30 PM
Registration

6:45 AM – 3:30 PM
Exhibits



6:45 – 7:25 AM
Breakfast

7:25 AM
Welcome and Introduction
WILLIAM F. MIELER, MD

7:30 – 9:30 AM
**Retinal Imaging and
New Technology**
MODERATOR: AMANI A. FAWZI, MD

7:30 AM
High Resolution OCT
SRINIVAS R. SADDA, MD

7:45 AM
En face OCT: Insight into the
Pathoanatomy of Macular Diseases
DAVID SARRAF, MD

8:00 AM
OCT Angiography - Practical
Pearls and Pitfall
AMANI A. FAWZI, MD

8:15 AM
Optogenetic Therapy of Retinal Disease:
Vision Restoration on the Horizon?
SRINIVAS R. SADDA, MD

8:30 AM
PAMM and AMN: Are Muller Cells the
Missing Link and Why Does it Matter?
DAVID SARRAF, MD

8:45 AM
Artificial Intelligence Applications in
Retinal Diagnostics and Therapeutics
YANNEK I. LEIDERMAN, MD, PhD

9:00 – 9:15 AM
Debate #1:
Artificial Intelligence Will Improve
Outcomes in the Management of Retinal
Diseases Within the Next Three Years

9:00 AM
Yes
JENNIFER I. LIM, MD

9:05 AM
No
R.V. PAUL CHAN, MD, MSc, MBA

9:10 AM
Discussion: Analysis of Debate

9:15 – 9:30 AM
Debate #2:
Home Monitoring to Detect Onset of
CNV Will Improve Visual Outcomes

9:15 AM
Yes
GEORGE A. WILLIAMS, MD

9:20 AM
No
PETER K. KAISER, MD

9:25 AM
Discussion: Analysis of Debate

9:30 – 10:00 AM
Break

10:00 AM – 12:15 PM
**Ocular Tumors, Pediatrics,
Retinal Degenerations,
and Genetics**
MODERATOR: MICHAEL J. HEIFERMAN, MD

10:00 AM
Update on the Treatment of
Uveal Melanoma 2022
CAROL L. SHIELDS, MD

10:15 AM
Entities in the Differential
Diagnosis of Uveal Melanoma
WILLIAM F. MIELER, MD

10:30 AM
Other Intraocular Tumors You Can't Miss
CAROL L. SHIELDS, MD

10:45 AM
Retinopathy of Prematurity Update 2022
FELIX Y. CHAU, MD

11:00 AM
Retinoblastoma Global Concerns
CAROL L. SHIELDS, MD

11:15 AM
Inherited Retinal Disease, Clinical
Trials, and Beyond Gene Therapy
ROBERT A. HYDE, MD, PhD

11:30 AM
Artificial Intelligence for ROP:
Pathway to Implementation
R.V. PAUL CHAN, MD, MSc, MBA

11:45 AM – 12:00 PM
Debate #3:
In the Setting of Uveal Melanoma,
Treatment (or Prevention) of
Radiation Retinopathy is Best When
You Start Treatment at the Time of
Initial Brachytherapy Treatment

11:45 AM
Yes
CAROL L. SHIELDS, MD

11:50 AM
No
MICHAEL J. HEIFERMAN, MD

11:55 AM

Discussion: Analysis of Debate

12:00 – 12:15 PM

Debate #4:

Subretinal Viral Vector Gene Therapy is a Viable Option for Treatment of Retinal Degenerations and Retinal Diseases

12:00 PM

Yes

ROBERT A. HYDE, MD, PhD

12:05 PM

No

MARIA H. BERROCAL, MD

12:10 PM

Discussion: Analysis of Debate



12:15 – 1:00 PM

Lunch

1:00 – 3:00 PM

Diabetic Retinopathy, Retinal Vascular Diseases, and the Macula

MODERATOR: R.V. PAUL CHAN, MD, MSc, MBA

1:00 PM

Retinal Blood Flow and Biomarkers

JENNIFER J. KANG-MIELER, PhD

1:15 PM

Essential Take Home Points from the DRCRnet

JENNIFER I. LIM, MD

1:30 PM

Future Management of DME and PDR - Drugs in the Pipeline

PETER K. KAISER, MD

1:45 PM

The Importance of the Retinal Periphery in the Management of Diabetic Retinopathy?

ROBERT A. HYDE, MD, PhD

2:00 – 2:15 PM

Debate #5:

Combining VEGF and Ang2-inhibition Offers Greater Potential for Visual Recovery and a Longer Duration of Benefit Over Conventional VEGF Therapy in the Setting of DME

2:00 PM

Yes

SRINIVAS R. SADDA, MD

2:05 PM

No

PETER K. KAISER, MD

2:10 PM

Discussion: Analysis of Debate

2:15 – 2:30 PM

Debate #6:

Corticosteroids Should be Utilized Early in the Management of DME

2:15 PM

Yes

FELIX Y. CHAU, MD

2:20 PM

No

WILLIAM F. MIELER, MD

2:25 PM

Discussion: Analysis of Debate

2:30 – 2:45 PM

Debate #7:

Moderate to Severe NPDR without Clinically Significant DME Should be Treated Prophylactically with Anti-VEGF Agents

2:30 PM

Yes

AMANI A. FAWZI, MD

2:35 PM

No

DAVID SARRAF, MD

2:40 PM

Discussion: Analysis of Debate

2:45 – 3:00 PM

Debate #8:

In the Treatment of PDR, Combining Anti-VEGF with Scatter PRP is Preferred Over Monotherapy

2:45 PM

Yes

MICHAEL J. HEIFERMAN, MD

2:50 PM

No

JENNIFER I. LIM, MD

2:55 PM

Discussion: Analysis of Debate



3:00 – 3:30 PM

Break

3:30 – 5:30 PM

Intraocular Surgery

MODERATOR: FELIX Y. CHAU, MD

3:30 PM

Advanced Surgical Techniques for Persistent and Recurrent Macular Holes

MARIA H. BERROCAL, MD

3:45 PM

Special Techniques to Treat Dislocated or Subluxed IOLs

3:45 PM

PETER K. KAISER, MD

3:50 PM

YANNEK I. LEIDERMAN, MD, PhD

3:55 PM

GEORGE A. WILLIAMS, MD

4:00 PM

Advantages of 27-Gauge Vitrectomy

MARIA H. BERROCAL, MD

4:15 PM

The Current Role of Endoscopic Surgery

FELIX Y. CHAU, MD

4:30 PM

Surgical Indications and Outcomes Regarding the Use of Relaxing Retinotomies

JENNIFER I. LIM, MD

4:45 PM

Specialized Vitrectomy Techniques You Absolutely Need to Know

MARIA H. BERROCAL, MD

5:00 – 5:15 PM

Debate #9:

Heads Up, Digital Imaging has Led to Significant Improvement in Surgical Outcomes

5:00 PM

Yes

YANNEK I. LEIDERMAN, MD, PhD

5:05 PM

No

R.V. PAUL CHAN, MD, MSc, MBA

5:10 PM

Discussion: Analysis of Debate

5:15 – 5:30 PM

Debate #10:

Vitrectomy is Safe and Effective in the Management of Visually Significant Floaters

5:15 PM

Yes

GEORGE A. WILLIAMS, MD

5:20 PM

No

WILLIAM F. MIELER, MD

5:25 PM

Discussion: Analysis of Debate



5:30 – 6:30 PM

Reception

Sunday AUGUST 28

6:45 AM – 12:15 PM

Registration



6:45 – 7:25 AM

Breakfast

7:25 AM

Welcome and Introduction

WILLIAM F. MIELER, MD

7:30 – 9:15 AM

Age-Related Macular Degeneration, Clinical Trials, and New Treatments

MODERATOR: SRINIVAS R. SADDA, MD

7:30 AM

The IRIS Registry, Big Data, and the Role of Artificial Intelligence in the Assessment and Management of AMD

GEORGE A. WILLIAMS, MD

7:45 AM

Most Promising Drugs in the Pipeline for Exudative AMD

PETER K. KAISER, MD

8:00 AM

An Update regarding New Developments in Drug Delivery to the Posterior Segment

JENNIFER J. KANG-MIELER, PhD

8:15 AM

New Developments in the Treatment of Dry AMD - Is there Light at the End of the Tunnel?

PETER K. KAISER, MD

8:30 AM

OCT Biomarkers of Atrophy in AMD and Mechanistic Pathways of Development

DAVID SARRAF, MD

8:45 AM

New Concepts in Neovascular AMD and Atrophy: Insights from Long-Term Outcome Studies

SRINIVAS R. SADDA, MD

9:00 AM

Do Promises Outweigh the Perils Regarding the Use of Biosimilars in the Management of Macular Disease?

GEORGE A. WILLIAMS, MD

9:15 – 10:00 AM

AMD Debates

MODERATOR: GEORGE A. WILLIAMS, MD

9:15 – 9:30 AM

Debate #11:

The Port Delivery System (PDS) is a Major Breakthrough in the Management of Exudative AMD

9:15 AM

Yes

JENNIFER I. LIM, MD

9:20 AM

No

ROBERT A. HYDE, MD, PhD

9:25 AM

Discussion: Analysis of Debate

9:30 – 9:45 AM

Debate #12:

Complement Inhibition Will Play a Major Role in the Management of Geographic Atrophy

9:30 AM

Yes

FELIX Y. CHAU, MD

9:35 AM

No

AMANI A. FAWZI, MD

9:40 AM

Discussion: Analysis of Debate

9:45 – 10:00 AM

Debate #13:

OCTA is Essential for Best Clinical Practice in the Management of CNV

9:45 AM

Yes

DAVID SARRAF, MD

9:50 AM

No

SRINIVAS R. SADDA, MD

9:55 AM

Discussion: Analysis of Debate

10:00 – 10:30 AM

◆ Break

10:30 AM – 12:15 PM

Uveitis, Inflammation, Infection, and Toxicity

MODERATOR: POOJA BHAT, MD

10:30 AM

Assessment and Management of Infectious Uveitis

ANN-MARIE LOBO-CHAN, MD, MS

10:45 AM

Systemic Immunotherapy for Non-Infectious Uveitis

POOJA BHAT, MD

11:00 AM

Molecular Diagnostic Testing in Uveitis

ANN-MARIE LOBO-CHAN, MD, MS

11:15 AM

Figuring out the White Dots on OCT: What you Need to Know

AMANI A. FAWZI, MD

11:30 AM

Pentosan Polysulfate Sodium - Early Detection and Long-Term Follow-up

DAVID SARRAF, MD

11:45 AM

Hydroxychloroquine Screening: Pearls and Pitfalls

AMANI A. FAWZI, MD

12:00 PM

Prevention and Treatment of Endophthalmitis

WILLIAM F. MIELER, MD

12:15 PM

Meeting Adjourned



Exhibitors

AVTT gratefully acknowledges the following companies for their support:

PLATINUM

Genentech, Inc.
Regeneron Pharmaceuticals, Inc.

GOLD

Alcon Vision, LLC
Allergan, an AbbVie Company

SILVER

Alimera Sciences
Bausch + Lomb
EyePoint Pharmaceuticals
Iveric Bio
Janssen Pharmaceuticals
Norlase
OCULUS Surgical, Inc.

BRONZE

Apellis Pharmaceuticals
REGENXBIO, Inc.

MEDIA PARTNER

Retina Today/EyeTube

.....
This CME Activity is supported by an educational grant and in-kind support from:

Alcon Vision, LLC

This CME Activity is supported by educational grants from:

Bausch + Lomb
Regeneron Pharmaceuticals, Inc.
.....



avtt@medconfs.com
www.medconfs.com