

24th Annual Advanced Vitreoretinal Techniques & Technology Symposium



avtt

Beaumont
Accreditation And Credit Designation



JOINTLY ACCREDITED PROVIDER*
INTERPROFESSIONAL CONTINUING EDUCATION

In support of improving patient care, this activity has been planned and implemented by Beaumont Health, and Medical Conference Planners Intl. Beaumont Health is jointly accredited by the Accreditation Council for Continuing Medical Education (ACCME), the Accreditation Council for Pharmacy Education (ACPE), and the American Nurses Credentialing Center (ANCC), to provide continuing education for the healthcare team.

Beaumont Health designates this live activity for a maximum of **12.5* AMA PRA Category 1 Credit(s)**[™]. Physicians should claim only the credit commensurate with the extent of their participation in the activity.

**Number of credits subject to change; final credits will be determined based on the final agenda and will be listed on the final CME/CE handout provided in advance of the activity.*

August 18-20, 2023

InterContinental Chicago Magnificent Mile | Chicago, IL



2023

Organizer



William F. Mieler, MD

Cless Family Professor and Vice-Chairman of Clinical Affairs
Director of Vitreoretinal Fellowship Training
Department of Ophthalmology & Visual Sciences
UIC/Illinois Eye and Ear Infirmary
wmieler@uic.edu



Mary Elizabeth Hartnett, MD

Stanford University
Palo Alto, CA
me.hartnett@stanford.edu



Ann-Marie Lobo-Chan, MD, MS

UIC/Illinois Eye and Ear Infirmary
Chicago, IL
alobo1@gmail.com



Anita Agarwal, MD

West Coast Medical Group
San Francisco, CA
anita.agarwal@vumc.org



Michael J. Heiferman, MD

UIC/Illinois Eye and Ear Infirmary
Chicago, IL
mheife2w@uic.edu



Srinivas R. Sadda, MD

Doheny Eye Institute, UCLA
Los Angeles, CA
ssadda@doheny.org



Pooja Bhat, MD

UIC/Illinois Eye and Ear Infirmary
Chicago, IL
pbhat@uic.edu



Robert A. Hyde, MD, PhD

UIC/Illinois Eye and Ear Infirmary
Chicago, IL
rah Hyde@gmail.com



Sunil K. Srivastava, MD

Cole Eye Institute
Cleveland, OH
srivass2@ccf.org



R.V. Paul Chan, MD, MSc, MBA

UIC/Illinois Eye and Ear Infirmary
Chicago, IL
rvpchan@gmail.com




Peter K. Kaiser, MD

Cole Eye Institute
Cleveland, OH
pkkaiser@gmail.com



Lawrence J. Ulanski, MD

UIC/Illinois Eye and Ear Infirmary
Chicago, IL
lulanski@uic.edu



Felix Y. Chau, MD

UIC/Illinois Eye and Ear Infirmary
Chicago, IL
fchau@uic.edu



Jennifer J. Kang-Mieler, PhD

Stevens Institute of Technology
Hoboken, NJ
jkangmie@stevens.edu



George A. Williams, MD

Beaumont Eye Institute
Royal Oak, MI
gawilliamsmd@gmail.com



Amani A. Fawzi, MD

Northwestern University/Rush
University Medical Center
Chicago, IL
afawzimd@gmail.com




Yannek I. Leiderman, MD, PhD

UIC/Illinois Eye and Ear Infirmary
Chicago, IL
yannek.leiderman@gmail.com



Tamara R. Fountain, MD

Rush University Medical Center
Chicago, IL
tfountainmd@gmail.com



Jennifer I. Lim, MD

UIC/Illinois Eye and Ear Infirmary
Chicago, IL
jennylim@uic.edu

Friday AUGUST 18

(non-CME)

(This day is open to VR Fellows,
Medical Retina Fellows & Residents only)

6:45 AM – 6:45 PM
Registration

6:45 AM – 7:45 PM
Exhibits



6:45 – 7:25 AM
Breakfast

7:25 AM
Welcome and Introduction
William F. Mieler, MD

7:30 – 9:45 AM
**Best Practices in
Ophthalmology (Part 1)**
MODERATOR: William F. Mieler, MD

7:30 AM
Ophthalmology: Demographics
and Practice Patterns
William F. Mieler, MD

7:45 AM
AAO Leadership Development
Program, Global Alliances, and
Global Ophthalmology
R.V. Paul Chan, MD, MSc, MBA

8:00 AM
Lessons Learned in the Transition
from Fellow to Educator/Mentor
Sunil K. Srivastava, MD

8:15 AM
Participation in Clinical Trials
and Scientific Boards -
Is it Financially Feasible?
Jennifer I. Lim, MD


8:30 AM
Early Career Development and
Passion for our Work
Anita Agarwal, MD

8:45 AM
Incorporating Research into your
Career Plans along with Timelines
Mary Elizabeth Hartnett, MD

9:00 AM
Medical Device Development-
How Does this Work?
Yannek I. Leiderman, MD, PhD

9:15 AM
Staying Active Academically
SriiniVas R. Sadda, MD

9:30 AM
The Past, Present, and Future of
Physician Payments including Step
Therapy and Prior Authorization
George A. Williams, MD

 **9:45 – 10:15 AM**
Break

10:15 AM – 12:15 PM
**Best Practices in
Ophthalmology (Part 2)**
MODERATOR: William F. Mieler, MD

10:15 AM
Discussion: Type of Practice –
Pros and Cons of Academics, Private
Practice, Hybrid Types of Practice
MODERATOR: William F. Mieler, MD
PANELISTS: Anita Agarwal, MD
R.V. Paul Chan, MD, MSc, MBA
Felix Y. Chau, MD
Amani A. Fawzi, MD
Mary Elizabeth Hartnett, MD
Yannek I. Leiderman, MD, PhD
Jennifer I. Lim, MD
SriiniVas R. Sadda, MD
Sunil K. Srivastava, MD
George A. Williams, MD

10:30 AM
Discussion: Important Factors to
Consider in Choosing a Practice:
Contract Negotiations, Partners, Location,
Changing Jobs, Marketing, Private
Equity, Innovations, Social Media
MODERATOR: George A. Williams, MD

PANELISTS: Anita Agarwal, MD
R.V. Paul Chan, MD, MSc, MBA
Felix Y. Chau, MD
Amani A. Fawzi, MD
Mary Elizabeth Hartnett, MD
Yannek I. Leiderman, MD, PhD
Jennifer I. Lim, MD
William F. Mieler, MD
SriiniVas R. Sadda, MD
Sunil K. Srivastava, MD

10:45 AM
Discussion: Ethics Round Table
MODERATORS: Felix Y. Chau, MD and
William F. Mieler, MD
PANELISTS: Anita Agarwal, MD
R.V. Paul Chan, MD, MSc, MBA
Felix Y. Chau, MD
Amani A. Fawzi, MD
Mary Elizabeth Hartnett, MD
Yannek I. Leiderman, MD, PhD
Jennifer I. Lim, MD
SriiniVas R. Sadda, MD
Sunil K. Srivastava, MD

11:00 AM
Risk Management and Malpractice
for the Retinal Surgeon
Yannek I. Leiderman, MD, PhD

11:15 AM
Types of Audits, and it's not
if, but Rather When
George A. Williams, MD

11:30 AM
Artificial Intelligence – Pathway
to Implementation, and are
there Harmful Concerns?
R.V. Paul Chan, MD, MSc, MBA

11:45 AM
The Importance of Advocacy
Jennifer I. Lim, MD

12:00 PM
Balancing Work and Life, and
the Value of Mentorship
William F. Mieler, MD



12:15 – 1:15 PM
Lunch

12:20 – 1:05 PM
Satellite Symposium
Vabysmo: The First and Only
Dual-Pathway-Inhibiting
Therapy in nAMD and DME
Katherine E. Talcott, MD
Sponsored by Genentech, Inc.

Following an Introductory Lecture on Vitrectomy Fluidics and Preparation for Vitreous Surgery, the attendees will be divided into two groups.

1:15 – 6:00 PM

Vitrectomy Fluidics, Preparation for Vitreous Surgery, Vitrectomy Instrumentation, Discussion of Challenging OCT, Medical, and Surgical Cases

1:15 PM

Vitrectomy Fluidics

Peter K. Kaiser, MD

1:30 PM

Preparation for Peak Surgical Performance Begins Outside of the OR

Yannek I. Leiderman, MD, PhD

Group 1

1:45 – 3:30 PM

Wet Lab – Instrument Demonstration

FACULTY:

R.V. Paul Chan, MD, MSc, MBA

Felix Y. Chau, MD

Peter K. Kaiser, MD

Yannek I. Leiderman, MD, PhD

Jennifer I. Lim, MD

Sunil K. Srivastava, MD

George A. Williams, MD

Group 2

1:45 – 3:30 PM

Discussion of OCT, Medical, and Surgical Cases

CO-MODERATORS:

Mary Elizabeth Hartnett, MD and William F. Mieler, MD

PANELISTS:

Anita Agarwal, MD

Pooja Bhat, MD

Amani A. Fawzi, MD

Ann-Marie Lobo-Chan, MD, MS

SriniVas R. Sadda, MD



3:30 – 3:45 PM

Break

3:45 – 5:30 PM

Discussion of OCT, Medical, and Surgical Cases

CO-MODERATORS:

Anita Agarwal, MD, and SriniVas R. Sadda, MD

PANELISTS:

Pooja Bhat, MD

Amani A. Fawzi, MD

Ann-Marie Lobo-Chan, MD, MS

3:45 – 5:30 PM

Wet Lab – Instrument Demonstration

FACULTY:

R.V. Paul Chan, MD, MSc, MBA

Felix Y. Chau, MD

Mary Elizabeth Hartnett, MD

Peter K. Kaiser, MD

Yannek I. Leiderman, MD, PhD

Jennifer I. Lim, MD

Sunil K. Srivastava, MD

George A. Williams, MD

5:30 - 6:00 PM

Special Presentation:


Leadership in the Rear View Mirror: Musings of a Past President of the AAO

Tamara R. Fountain, MD

Past President of the AAO

6:00 – 6:44 PM
Industry Presentations

- 6:00 – 6:06 PM** Genentech, Inc.
- 6:06 – 6:12 PM** Regeneron Pharmaceuticals, Inc.
- 6:12 – 6:16 PM** Alcon
- 6:16 – 6:20 PM** Allergan, an AbbVie Company
- 6:20 – 6:22 PM** Alimera Sciences
- 6:22 – 6:24 PM** Apellis Pharmaceuticals, Inc.
- 6:24 – 6:26 PM** Bausch + Lomb
- 6:26 – 6:28 PM** Castle Biosciences
- 6:28 – 6:30 PM** Coherus BioSciences
- 6:30 – 6:32 PM** DORC Intl / Dutch Ophthalmic USA
- 6:32 – 6:34 PM** EyeCare Partners
- 6:34 – 6:36 PM** Iveric Bio, An Astellas Company
- 6:36 – 6:38 PM** Janssen Pharmaceuticals
- 6:38 – 6:40 PM** Norlase
- 6:40 – 6:42 PM** OCULUS Surgical, Inc.
- 6:42 – 6:44 PM** Retina Consultants of America



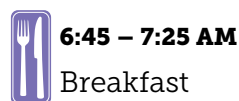
Saturday
AUGUST 19

6:45 AM – 5:30 PM

Registration

6:45 AM – 3:30 PM

Exhibits



7:25 AM
Welcome and Introduction
William F. Mieler, MD

7:30 – 9:30 AM
Retinal Imaging and New Technology

MODERATOR: Amani A. Fawzi, MD

7:30 AM
High Resolution Macular OCT
Srinivas R. Sadda, MD

7:45 AM
OCT Angiography (OCTA)-
Practical Pearls and Pitfall
Amani A. Fawzi, MD

8:00 AM
The Utility of Fundus Autofluorescence
Jennifer I. Lim, MD

8:15 AM
Far Peripheral OCT-Clinical Applications
Srinivas R. Sadda, MD

8:30 AM
Specific Imaging for Uveitis
Sunil K. Srivastava, MD

8:45 AM
Artificial Intelligence Applications in
Retinal Diagnostics and Therapeutics
Yannek I. Leiderman, MD, PhD

9:00 – 9:15 AM
Debate #1: Artificial Intelligence Will
Significantly Improve Outcomes in
the Management of Retinal Diseases
Within the Next Three Years

9:00 AM
Yes
R.V. Paul Chan, MD, MSc, MBA

9:05 AM
No
Jennifer I. Lim, MD

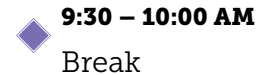
9:10 AM
Discussion: Analysis of Debate

9:15 – 9:30 AM
Debate #2: Home Monitoring
to Detect Onset of CNV Will
Improve Visual Outcomes

9:15 AM
Yes
Lawrence J. Ulanski, MD

9:20 AM
No
Michael J. Heiferman, MD

9:25 AM
Discussion: Analysis of Debate



10:00 AM – 12:15 PM
**Ocular Tumors, Pediatrics,
Retinal Degenerations,
and Genetics**

MODERATOR: Michael J. Heiferman, MD

10:00 AM
Update of the Management of
Retinopathy of Prematurity (ROP)-
Classification, Neuro and Vasoprotection
Mary Elizabeth Hartnett, MD

10:15 AM
Anti-VEGF and Photocoagulation
for Pediatric Retinal Disorders
R.V. Paul Chan, MD, MSc, MBA

10:30 AM
Update of the Management and
Treatment of Uveal Melanoma 2023
Michael J. Heiferman, MD

10:45 AM
The Differential Diagnosis of Pigmented
Retinal and Choroidal Lesions
William F. Mieler, MD

11:00 AM
Retinoblastoma Update 2023
Felix Y. Chau, MD

11:15 AM
ABCA4 Genetics and Spectrum of
Macular Dystrophies-Implications for
Interpretation of Genetic Testing
Robert A. Hyde, MD, PhD

11:30 AM
Recognizing Retinal Dystrophies
Anita Agarwal, MD

11:45 AM
Optogenetics-Vision Restoration
on the Horizon?
Peter K. Kaiser, MD

12:00 – 12:15 PM
Debate #3: Retinal Implants are Still a
Viable Future Option for Patients with
Hereditary Retinal Degenerations

12:00 PM
Yes
William F. Mieler, MD

12:05 PM

No

Robert A. Hyde, MD, PhD

12:10 PM

Discussion: Analysis of Debate



12:15 – 1:00 PM

Lunch

12:15 – 1:00 PM

Satellite Symposium (non-CME)*

Integrating Treatment after Initial Therapy for Diabetic Macular Edema

Peter K. Kaiser, MD

Sponsored by Allergan, an AbbVie Company

1:00 – 3:00 PM

Diabetic Retinopathy, Retinal Vascular Diseases, and the Macula

MODERATOR: Mary Elizabeth Hartnett, MD

1:00 PM

Retinal Blood Flow and Biomarkers

Jennifer J. Kang-Mieler, PhD

1:15 PM

Imaging the Retinal Vasculature One Cell at a Time: Pericytes and Capillary Blood Flow

Amani A. Fawzi, MD

1:30 PM

DRCRnet Update in the Treatment of Diabetic Macular Edema (DME)

Jennifer I. Lim, MD

1:45 PM

New Treatments in the Pipeline for Diabetic Retinopathy

Peter K. Kaiser, MD

2:00 PM

OCTA versus Ultra-wide Field FA: Correlations with Stage and Predicting Progression of Diabetic Retinopathy

Amani A. Fawzi, MD

2:15 – 2:30 PM

Debate #4: Multitarget Therapies are Superior to anti-VEGF Monotherapies in the Setting of Diabetic Macular Edema (DME)

2:15 PM

Yes

SriniVas R. Sadda, MD

2:20 PM

No

Michael J. Heiferman, MD

2:25 PM

Discussion: Analysis of Debate

2:30 – 2:45 PM

Debate #5: Intravitreal Corticosteroids Should be Utilized Early in the Management of Persistent DME

2:30 PM

Yes

Anita Agarwal, MD

2:35 PM

No

Mary Elizabeth Hartnett, MD

2:40 PM

Discussion: Analysis of Debate

2:45 – 3:00 PM

Debate #6: Is anti-VEGF Pharmacologic Therapy of Nonproliferative Diabetic Retinopathy (NPDR) without Clinically Significant DME warranted at the Present Time?

2:45 PM

Yes

Amani A. Fawzi, MD

2:50 PM

No

Felix Y. Chau, MD

2:55 PM

Discussion: Analysis of Debate

3:00 – 3:30 PM

◆ Break

3:30 – 5:30 PM

Intraocular Surgery

Moderator: Lawrence J. Ulanski, MD

3:30 PM

Advanced Surgical Techniques for Persistent and Recurrent Macular Holes

Yannek I. Leiderman, MD, PhD

3:45 PM

My Top Tip for Management of Dislocated or Subluxed IOLs

3:45 PM

George A. Williams, MD

3:50 PM

Yannek I. Leiderman, MD, PhD

3:55 PM

Felix Y. Chau, MD

4:00 PM

The Current Role of Endoscopic Surgery

Felix Y. Chau, MD

4:15 PM

Surgical Indications and Outcomes Regarding the Use of Relaxing Retinotomies

Jennifer I. Lim, MD

4:30 PM

Repair of Rhegmatogenous Retinal Detachment: The Transition from Scleral Buckle to Pars Plana Vitrectomy

William F. Mieler, MD

4:45 – 5:00 PM

Debate #7: In Epiretinal Membrane (ERM) Surgery, Removal of the Internal Limiting Membrane (ILM) is Essential to Improve Vision and Limit Recurrences

4:45 PM

Yes

Sunil K. Srivastava, MD

4:50 PM

No

Peter K. Kaiser, MD

4:55 PM

Discussion: Analysis of Debate

5:00 – 5:15 PM

Debate #8: Heads Up, Digital Imaging has Led to Significant Visual and Anatomic Improvement in Surgical Outcomes

5:00 PM

Yes

R.V. Paul Chan, MD, MSc, MBA

5:05 PM

No

Yannek I. Leiderman, MD, PhD

5:10 PM

Discussion: Analysis of Debate

5:15 – 5:30 PM

Debate #9: Vitrectomy is Safe and Effective in the Management of Visually Significant Floaters

5:15 PM

Yes

George A. Williams, MD

5:20 PM

No

William F. Mieler, MD

5:25 PM

Discussion: Analysis of Debate



5:30 – 6:30 PM

Reception

Sunday AUGUST 20

6:45 AM – 12:30 PM

Registration



6:45 – 7:25 AM

Breakfast

7:25 AM

Welcome and Introduction

William F. Mieler, MD

7:30 – 9:15 AM

Age-Related Macular Degeneration, Clinical Trials, and New Treatments

MODERATOR: Anita Agarwal, MD

7:30 AM

The IRIS Registry, Big Data, and the Role of Artificial Intelligence in the Assessment and Management of AMD

George A. Williams, MD

7:45 AM

Most Promising Drugs in the Pipeline for Exudative AMD

Peter K. Kaiser, MD

8:00 AM

An Update regarding New Developments in Extended Drug Delivery to the Posterior Segment

Jennifer J. Kang-Mieler, PhD

8:15 AM

Complement Modulation and Beyond-New Developments in the Treatment of Dry AMD

Peter K. Kaiser, MD

8:30 AM

Importance of the Double Layer Sign in Atrophic AMD

Amani A. Fawzi, MD

8:45 AM

Update on Biosimilar anti-VEGF Therapies in the Management of Retinal Diseases

George A. Williams, MD

9:00 AM

Causes and Potential Treatments of Advanced Forms of AMD

Mary Elizabeth Hartnett, MD

9:15 – 10:00 AM

AMD Debates

MODERATOR: George A. Williams, MD

9:15 – 9:30 AM

Debate #10: Biosimilars will Become the Primary Treatment for Exudative Age-Related Macular Degeneration

9:15 AM

Yes

Mary Elizabeth Hartnett, MD

9:20 AM

No

Robert A. Hyde, MD, PhD

9:25 AM

Discussion: Analysis of Debate

9:30 – 9:45 AM

Debate #11: Complement Inhibition has Significantly Advanced our Treatment Outcomes in the setting of Macular Geographic Atrophy

9:30 AM

Yes

Sunil K. Srivastava, MD

9:35 AM

No

Lawrence J. Ulanski, MD

9:40 AM

Discussion: Analysis of Debate

9:45 – 10:00 AM

Debate #12: OCTA is Essential for Best Clinical Practice in the Management of CNV

9:45 AM

Yes

Jennifer I. Lim, MD

9:50 AM

No

SriniVas R. Sadda, MD

9:55 AM

Discussion: Analysis of Debate



10:00 – 10:30 AM

Break

10:30 AM – 12:30 PM

Uveitis, Inflammation, and Infection

MODERATOR: Sunil K. Srivastava, MD

10:30 AM

Assessment and Management of Infectious Uveitis

Ann-Marie Lobo-Chan, MD, MS

10:45 AM

Pediatric Autoimmune Posterior Uveitis

Pooja Bhat, MD

11:00 AM

Masquerade Syndromes

Anita Agarwal, MD

11:15 AM

The Five Mistakes to Avoid as a Retinal Specialist when Caring for Uveitis Patients

Sunil K. Srivastava, MD

11:30 AM

Demystifying the White Dot Syndromes on OCT

Amani A. Fawzi, MD

11:45 AM

Vitreoretinal Surgery in Uveitis Patients

Sunil K. Srivastava, MD

12:00 PM

Assessment of a Vitreous and Chorioretinal Biopsy Specimen in Establishing the Diagnosis of Primary Vitreoretinal Lymphoma

Michael J. Heiferman, MD

12:15 PM

Prevention and Treatment of Endophthalmitis

William F. Mieler, MD

12:30 PM

Meeting Adjourned

[^]Not part of the educational activity.



AVTT gratefully acknowledges the following companies for their support:

PLATINUM

Genentech, Inc.
Regeneron Pharmaceuticals, Inc.

GOLD

Alcon
Alimera Sciences
Allergan, an AbbVie Company

SILVER

Apellis Pharmaceuticals, Inc.
Bausch + Lomb
Castle Biosciences
Coherus BioSciences
DORC Intl / Dutch Ophthalmic USA
EyeCare Partners
Iveric Bio, An Astellas Company
Janssen Pharmaceuticals
Norlase
OCULUS Surgical, Inc.
Retina Consultants of America

BRONZE

REGENXBIO, Inc.

MEDIA PARTNER

Retina Today/EyeTube

.....
This CME Activity is supported by an educational grant and in-kind support from:

Alcon

This CME Activity is supported by an educational grant from:

Regeneron Pharmaceuticals, Inc.

.....



avtt@medconfs.com | www.medconfs.com