

25th Annual Advanced Vitreoretinal Techniques & Technology Symposium and Fellows' Course



avtt

ACCREDITATION AND CREDIT DESIGNATION

In support of improving patient care, this activity has been planned and implemented by Cine-Med and Medical Conference Planners International. Cine-Med is jointly accredited by the Accreditation Council for Continuing Medical Education (ACCME), the Accreditation Council for Pharmacy Education (ACPE), and the American Nurses Credentialing Center (ANCC), to provide continuing education for the healthcare team.

PHYSICIANS

Cine-Med designates this live activity for a maximum of **12.25 AMA PRA Category 1 Credit(s)**[™]. Physicians should claim only the credit commensurate with the extent of their participation in the activity.

OTHER HEALTHCARE PROFESSIONALS

All other healthcare professionals will receive a Certificate of Participation. For information on the applicability and acceptance of Certificates of Participation for activities designated for **AMA PRA Category 1 Credits**[™], consult your professional licensing board.



JOINTLY ACCREDITED PROVIDER[™]
INTERPROFESSIONAL CONTINUING EDUCATION

August 9-11, 2024

InterContinental Chicago Magnificent Mile | Chicago, IL




2024

Organizer



William F. Mieler, MD

Cless Family Professor and
Vice-Chairman Director
Vitreoretinal Fellowship Training
Department of Ophthalmology
& Visual Sciences
UIC/Illinois Eye and Ear Infirmary
wmieler@uic.edu



Michael J. Heiferman, MD

UIC/Illinois Eye and Ear Infirmary
Chicago, IL
mheife2w@uic.edu



David Sarraf, MD

Stein Eye Institute, UCLA
Los Angeles, CA
dsarraf@ucla.edu



Pooja Bhat, MD

UIC/Illinois Eye and Ear Infirmary
Chicago, IL
pbhat@uic.edu



Robert A. Hyde, MD, PhD

UIC/Illinois Eye and Ear Infirmary
Chicago, IL
rhyde@gmail.com



Sunil K. Srivastava, MD

Cole Eye Institute, Cleveland Clinic
Cleveland, OH
srivass2@ccf.org



R.V. Paul Chan, MD, MSc, MBA

UIC/Illinois Eye and Ear Infirmary
Chicago, IL
rvpchan@gmail.com




Peter K. Kaiser, MD

Cole Eye Institute, Cleveland Clinic
Cleveland, OH
pkkaiser@gmail.com



Lawrence J. Ulanski, MD

UIC/Illinois Eye and Ear Infirmary
Chicago, IL
lulanski@uic.edu



Felix Y. Chau, MD

UIC/Illinois Eye and Ear Infirmary
Chicago, IL
fchau@uic.edu



Jennifer J. Kang-Mieler, PhD

Stevens Institute of Technology
Hoboken, NJ
jkangmie@stevens.edu



Alexis K. Warren, MD

University of Chicago
Chicago, IL
awarren10@gmail.com



Justine Cheng, MD

UIC/Illinois Eye and Ear Infirmary
Chicago, IL
justinelcheng@gmail.com



Judy E. Kim, MD

UT Southwestern
Dallas, TX
judy.kim2@utsouthwestern.edu



George A. Williams, MD

Associated Retinal Consultants
Royal Oak, MI
gawilliamsmd@gmail.com



Amani A. Fawzi, MD

Northwestern University/
Rush University Medical Center
Chicago, IL
afawzimd@gmail.com




Yannek I. Leiderman, MD, PhD

Duke Eye Center
Durham, NC
yannek.leiderman@duke.edu



Jasmine H. Francis, MD, FACS

Memorial Sloan Kettering
New York, NY
francij1@mskcc.org



Jennifer I. Lim, MD

UIC/Illinois Eye and Ear Infirmary
Chicago, IL
jennylim@uic.edu

Friday

AUGUST 9 (non-CME)*

(This day is open to trainees only)

6:45 AM – 6:15 PM

Registration

6:45 AM – 6:15 PM

Exhibits



6:45 – 7:25 AM

Breakfast

7:25 AM

Welcome and Introduction

William F. Mieler, MD

7:30 – 9:30 AM

Best Practices in Ophthalmology (Part 1)

MODERATOR: William F. Mieler, MD

7:30 AM

Ophthalmology Manpower: Demographics and Practice Patterns

William F. Mieler, MD

7:45 AM

AAO Leadership Development Program, Global Alliances, and Global Ophthalmology

R.V. Paul Chan, MD, MSc, MBA

8:00 AM

Artificial Intelligence (AI)-Pathways to Implementation, and are there Risks?

R.V. Paul Chan, MD, MSc, MBA

8:15 AM

From Fellow Learner to Attending Teacher - How To Transition

Sunil K. Srivastava, MD

8:30 AM

The Clinician Scientist Pathway- Why Did I Choose This, and Why it was a Great Choice

Amani A. Fawzi, MD

8:45 AM

Participation in Clinical Trials and Scientific Boards – Working with Industry

Jennifer I. Lim, MD

9:00 AM

The Requisite Skills for Individual Leadership Discussion Panel

MODERATOR: William F. Mieler, MD

PANELISTS: Amani A. Fawzi, MD

Jasmine H. Francis, MD, FACS

Jennifer J. Kang-Mieler, PhD

Judy E. Kim, MD

Jennifer I. Lim, MD

9:15 AM

Discussion: Ethics Round Table Panel

MODERATORS: Felix Y. Chau, MD & William F. Mieler, MD

PANELISTS: Justine Cheng, MD

Amani A. Fawzi, MD

Jasmine H. Francis, MD, FACS

Peter K. Kaiser, MD

Jennifer J. Kang-Mieler, PhD

Judy E. Kim, MD

Jennifer I. Lim, MD

Sunil K. Srivastava, MD

Lawrence J. Ulanski, MD

Alexis K. Warren, MD

George A. Williams, MD



9:30 – 10:00 AM

Break

10:00 AM – 12:00 PM

Best Practices in Ophthalmology (Part 2)

MODERATOR: William F. Mieler, MD

10:00 AM

Discussion: Type of Practice - Pros and Cons of Academics, Private Practice, Hybrid Types of Practice

MODERATOR: William F. Mieler, MD

PANELISTS: Felix Y. Chau, MD

Justine Cheng, MD

Amani A. Fawzi, MD

Jasmine H. Francis, MD, FACS

Peter K. Kaiser, MD

Jennifer J. Kang-Mieler, PhD

Judy E. Kim, MD

Jennifer I. Lim, MD

Sunil K. Srivastava, MD

Lawrence J. Ulanski, MD

Alexis K. Warren, MD

George A. Williams, MD

10:15 AM

Discussion: Important Factors to Consider in Choosing a Practice: Contract Negotiations, Partners, Location, Changing Jobs, Marketing, Private Equity, Innovations, Social Media

MODERATOR: George A. Williams, MD

PANELISTS: Felix Y. Chau, MD

Justine Cheng, MD

Amani A. Fawzi, MD

Jasmine H. Francis, MD, FACS

Peter K. Kaiser, MD

Jennifer J. Kang-Mieler, PhD

Judy E. Kim, MD

Jennifer I. Lim, MD

William F. Mieler, MD

Sunil K. Srivastava, MD

Alexis K. Warren, MD

10:30 AM

The Past, Present, and Future of Physician Payments including Step Therapy and Prior Authorization

George A. Williams, MD

10:45 AM

The Power of Compassion in Medicine

Judy E. Kim, MD

11:00 AM

Types of Audits, and it's not if, but Rather When

George A. Williams, MD

11:15 AM

The Importance of Advocacy: You Should Get Involved

Jennifer I. Lim, MD

11:30 AM

Risk Management and Malpractice for the Retinal Surgeon

George A. Williams, MD

11:45 AM

Balancing Work and Life, and the Value of Mentorship

William F. Mieler, MD

12:00 – 12:26 PM

Industry Presentations

12:00	Genentech, Inc.
12:06	Alcon
12:10	Astellas
12:14	Retina Consultants of America
12:18	AbbVie
12:20	Bausch + Lomb
12:22	EyeCare Partners
12:24	Johnson & Johnson



12:26 – 1:25 PM

Lunch and Faculty Discussions

Following an Introductory Lecture on Vitrectomy Fluidics and Preparation for Vitreous Surgery, the attendees will be divided into two groups.

1:25 – 5:55 PM

Vitrectomy Fluidics, Preparation for Vitreous Surgery, Vitrectomy Instrumentation, Discussion of Challenging OCT, Medical, and Surgical Cases

1:25 PM

Vitrectomy Fluidics

Peter K. Kaiser, MD

1:40 PM

Preparation for Peak Surgical Performance Begins Prior to and Outside of the OR

Yannek I. Leiderman, MD, PhD

Group 1

1:55 – 3:40 PM

Wet Lab – Instrument Demonstration

FACULTY:

Felix Y. Chau, MD
Peter K. Kaiser, MD
Judy E. Kim, MD
Jennifer I. Lim, MD
Sunil K. Srivastava, MD
Alexis K. Warren, MD
George A. Williams, MD

Group 2

1:55 – 3:40 PM


Discussion of OCT, Medical, and Surgical Cases

CO-MODERATORS:

Jasmine H. Francis, MD, FACS & William F. Mieler, MD

PANELISTS:

Justine Cheng, MD
Amani A. Fawzi, MD

 **3:40 – 4:10 PM**
Break

4:10 – 5:55 PM

Discussion of OCT, Medical, and Surgical Cases

CO-MODERATORS:

Amani A. Fawzi, MD & William F. Mieler, MD

PANELISTS:

Justine Cheng, MD
Jasmine H. Francis, MD, FACS

4:10 – 5:55 PM

Wet Lab – Instrument Demonstration

FACULTY:

Felix Y. Chau, MD
Peter K. Kaiser, MD
Judy E. Kim, MD
Jennifer I. Lim, MD
Sunil K. Srivastava, MD
Alexis K. Warren, MD
George A. Williams, MD

5:55 - 6:11 PM
Industry Presentations

- 5:55 Alimera Sciences
- 5:59 Regeneron Pharmaceuticals, Inc.
- 6:03 Apellis Pharmaceuticals, Inc.
- 6:05 Castle Biosciences
- 6:07 Harrow, Inc.
- 6:09 Sandoz

6:11 – 6:15 PM
Closing Remarks

William F. Mieler, MD

7:00 PM
Meet in the Hotel Lobby to walk to the dock (112 E. Wacker Street).



7:15 – 9:30 PM
Dinner aboard
Chicago's Fair Lady

This Chicago River and Lake Michigan boat cruise is for all meeting registrants and excludes guests.

Boat disembarks from the dock at 7:30 PM.

Saturday

AUGUST 10

6:45 AM – 5:30 PM
Registration

6:45 AM – 3:30 PM
Exhibits



6:45 – 7:25 AM
Breakfast

7:25 AM
Welcome and Introduction
William F. Mieler, MD

7:30 – 9:30 AM
Retinal Imaging and New Technology

MODERATOR: William F. Mieler, MD

7:30 AM
Retina Imaging: When, Why, and with Which Modality?
David Sarraf, MD

7:45 AM
OCT and OCT Angiography (OCTA)- Practical Pearls and Pitfalls
Amani A. Fawzi, MD

8:00 AM
En Face OCT: New Breakthroughs in the Understanding of Macular Diseases
David Sarraf, MD

8:15 AM
The Utility of Fundus Autofluorescence
Jennifer I. Lim, MD

8:30 AM
Specific Imaging for Uveitis
Sunil K. Srivastava, MD

8:45 AM
Imaging Pearls to Distinguish Benign from Malignant Intraocular Tumors
Jasmine H. Francis, MD, FACS

9:00 – 9:15 AM
Debate #1: Home Monitoring to Detect Onset of CNV Has Improved Visual Outcomes

9:00 AM
Yes
Judy E. Kim, MD

9:05 AM
No
Jennifer I. Lim, MD

9:10 AM
Discussion: Analysis of Debate

9:15 – 9:30 AM
Debate #2: Artificial Intelligence (AI) will Significantly Change how we Practice Retina within the next 3 years

9:15 AM
Yes
Alexis K. Warren, MD

9:20 AM
No
Amani A. Fawzi, MD

9:25 AM
Discussion: Analysis of Debate

9:30 – 10:00 AM
Break

10:00 AM – 12:00 PM
Ocular Tumors, Retinal Degenerations, Pediatrics, and Genetics

MODERATOR: Michael J. Heiferman, MD

10:00 AM
Update on the Molecular Genetics of Intraocular Tumors
Jasmine H. Francis, MD, FACS

10:15 AM
Update of the Management and Treatment of Uveal Melanoma 2024
Michael J. Heiferman, MD

10:30 AM
Cell Free DNA for Intraocular Tumors
Jasmine H. Francis, MD, FACS

10:45 AM
The Differential Diagnosis of Pigmented Retinal and Choroidal Lesions
William F. Mieler, MD

11:00 AM
Retinoblastoma Update 2024
Jasmine H. Francis, MD, FACS

11:15 AM
When Do I Still Need to Obtain an ERG in the World of Genetic Testing
Robert A. Hyde, MD, PhD

11:30 – 11:45 AM
Debate #3: A Fine-Needle Aspiration Biopsy of a Uveal Melanoma Prior to Brachytherapy is Essential in the Management Plan

11:30 AM
Yes
Jasmine H Francis, MD, FACS

11:35 AM
No
Michael J. Heiferman, MD

11:40 AM
Discussion: Analysis of Debate

11:45 AM – 12:00 PM
Debate #4: Gene Therapy is the New Era in the Treatment of Retinal Diseases

11:45 AM
Yes
Robert A. Hyde, MD, PhD

11:50 AM
No
Lawrence J. Ulanski, MD

11:55 AM
Discussion: Analysis of Debate



12:00 – 1:00 PM
Lunch

12:10 – 12:55 PM
Satellite Symposium (non-CME)^
Clinical Trial and Patient Case Outcomes in Wet AMD with EYLEA HD
Rishi P. Singh, MD
Sponsored by Regeneron Pharmaceuticals, Inc.

1:00 – 3:00 PM

**Diabetic Retinopathy,
Retinal Vascular Diseases,
and the Macula**

MODERATOR: George A. Williams, MD

1:00 PM

Retinal Blood Flow and Biomarkers for DME

Jennifer J. Kang-Mieler, PhD

1:15 PM

New Treatments in the Pipeline
for Diabetic Retinopathy

Peter K. Kaiser, MD

1:30 PM

Diabetic Retinopathy-How Good are
Ophthalmologists at Grading Severity?

Amani A. Fawzi, MD

1:45 PM

DRCRnet Update in the Treatment of
Diabetic Macular Edema (DME)

Jennifer I. Lim, MD

2:00 PM

OCTA versus Ultra Wide-Field FA:
Correlations with Stage and Predicting
Progression of Diabetic Retinopathy

Amani A. Fawzi, MD

2:15 – 2:30 PM

Debate #5: Multi-target Therapies are
Superior to anti-VEGF Monotherapies in the
Setting of Diabetic Macular Edema (DME)

2:15 PM

Yes

Felix Y. Chau, MD

2:20 PM

No

Michael J. Heiferman, MD

2:25 PM

Discussion: Analysis of Debate

2:30 – 2:45 PM

Debate #6: Intravitreal Corticosteroids
Should be Utilized Early in the
Management of Persistent DME

2:30 PM

Yes

Justine Cheng, MD

2:35 PM

No

Alexis K. Warren, MD

2:40 PM

Discussion: Analysis of Debate

2:45 – 3:00 PM

Debate #7: Is anti-VEGF Pharmacologic
Therapy of Non-proliferative
Diabetic Retinopathy (NPDR)
without Clinically Significant DME
Warranted at the Present Time?

2:45 PM

Yes

Sunil K. Srivastava, MD

2:50 PM

No

Peter K. Kaiser, MD

2:55 PM

Discussion: Analysis of Debate

3:00 – 3:30 PM

 Break

3:30 – 5:30 PM

Intraocular Surgery

MODERATOR: Lawrence J. Ulanski, MD

3:30 PM

Advanced Surgical Techniques for
Persistent and Recurrent Macular Holes

Peter K. Kaiser, MD

3:45 PM

My Top Tip for Management of
Dislocated and/or Subluxed IOLs

3:45 PM

Scleral Fixation for Dislocated IOLs

George A. Williams, MD

3:50 PM

Management of Retinal Lens Fragments

Judy E. Kim, MD

3:55 PM

Secondary IOLs for the
Vitreoretinal Surgeon

Felix Y. Chau, MD

4:00 PM

Management of Traction Retinal
Detachment (TRD)

Sunil K. Srivastava, MD

4:15 PM

The Current Role of Endoscopic Surgery

Felix Y. Chau, MD

4:30 PM

The Emerging Trend toward Pars Plana
Vitreotomy to Repair Rhegmatogenous
Retinal Detachments-Is it Justified?

William F. Mieler, MD

4:45 – 5:00 PM

Debate #8: In Epi-retinal Membrane
(ERM) Surgery, Removal of the Internal
Limiting Membrane (ILM) is Essential to
Improve Vision and Limit Recurrences

4:45 PM

Yes

Robert A. Hyde, MD, PhD

4:50 PM

No

William F. Mieler, MD

4:55 PM

Discussion: Analysis of debate

5:00 – 5:15 PM

Debate #9: Vitrectomy is Safe and
Effective in the Management of
Visually Significant Floaters

5:00 PM

Yes

Michael J. Heiferman, MD

5:05 PM

No

Felix Y. Chau, MD

5:10 PM

Discussion: Analysis of Debate

5:15 – 5:30 PM

Debate #10: Heads Up, Digital Imaging
has Led to Significant Visual and Anatomic
Improvement in Surgical Outcomes

5:15 PM

Yes

George A. Williams, MD

5:20 PM

No

William F. Mieler, MD

5:25 PM

Discussion: Analysis of Debate



5:30 – 6:30 PM

Reception

Sunday

AUGUST 11

6:45 AM – 12:15 PM
Registration



6:45 – 7:25 AM
Breakfast

7:25 AM
Welcome and Introduction
William F. Mieler, MD

7:30 – 9:15 AM
Age-Related Macular Degeneration, Clinical Trials, and New Treatments

MODERATOR: George A. Williams, MD

7:30 AM
Update on Biosimilar anti-VEGF Agents in the Management of Retinal Diseases
George A. Williams, MD

7:45 AM
Comparing the New Treatment Modalities for Exudative AMD
Jennifer I. Lim, MD

8:00 AM
An Update regarding New Developments in Extended Drug Delivery to the Posterior Segment
Jennifer J. Kang-Mieler, PhD

8:15 AM
Complement Modulation and Beyond-New Developments in the Treatment of Dry AMD
Peter K. Kaiser, MD

8:30 AM
Importance of the Double Layer Sign and Geographic Atrophy-A Complex Relationship
Amani A. Fawzi, MD

8:45 AM
PED Hydration: A Precursor to CRORA and Geographic Atrophy (GA)
David Sarraf, MD

9:00 AM
The IRIS Registry: Big Data and Artificial Intelligence (AI) in the Management of AMD
George A. Williams, MD

9:15 – 10:00 AM
AMD Debates

MODERATOR: George A. Williams, MD

9:15 – 9:30 AM
Debate #11: Biosimilars are Equivalent to current anti-VEGF Treatment for Exudative Age-Related Macular Degeneration

9:15 AM
Yes
Amani A. Fawzi, MD

9:20 AM
No
Judy E. Kim, MD

9:25 AM
Discussion: Analysis of Debate

9:30 – 9:45 AM
Debate #12: Intraocular Inflammation is a Major Risk Factor which may Impede us from using Anti-Complement Agents in the setting of Macular Geographic Atrophy

9:30 AM
Yes
Sunil K. Srivastava, MD

9:35 AM
No
Justine Cheng, MD

9:40 AM
Discussion: Analysis of Debate

9:45 – 10:00 AM
Debate #13: OCT Angiography (OCTA) is Essential in the Management of CNV

9:45 AM
Yes
Jennifer I. Lim, MD

9:50 AM
No
David Sarraf, MD

9:55 AM
Discussion: Analysis of Debate

10:00 – 10:30 AM
Break

10:30 AM – 12:15 PM
Uveitis, Inflammation, Infection, and Toxicity

MODERATOR: Sunil K. Srivastava, MD

10:30 AM
Pediatric Autoimmune Posterior Uveitis
Pooja Bhat, MD

10:45 AM
The Five Mistakes to Avoid as a Retinal Specialist when Caring for Uveitis Patients
Sunil K. Srivastava, MD

11:00 AM
Demystifying the White Dot Syndromes on OCT
Amani A. Fawzi, MD

11:15 AM
Vitreoretinal Surgery in Uveitis Patients
Sunil K. Srivastava, MD

11:30 AM
Assessment of a Vitreous and Chorioretinal Biopsy Specimen in the Diagnosis of Primary Vitreoretinal Lymphoma (PVRL)
Michael J. Heiferman, MD

11:45 AM
Retinal Toxicity of Novel Cancer Treatments
Jasmine H. Francis, MD, FACS

12:00 PM
Retinal Toxicity from Recreational Drugs and Agents used in Excess
William F. Mieler, MD

12:15 PM
Meeting Adjourned

[^]Not part of the educational activity.



AVTT would like to thank the following industry partners:

PLATINUM

Genentech, Inc.

GOLD

Alcon

Alimera Sciences

Astellas

Regeneron Pharmaceuticals, Inc.

Retina Consultants of America

SILVER

AbbVie

Apellis Pharmaceuticals, Inc.

Bausch + Lomb

Castle Biosciences

EyeCare Partners

Harrow, Inc.

Johnson & Johnson

Sandoz

BRONZE

EyePoint Pharmaceuticals

REGENXBIO, Inc.

MEDIA PARTNER

Retina Today/EyeTube

.....
This CME Activity is supported by educational grants and in-kind support from:

Alcon

Bausch + Lomb

This CME Activity is supported by educational grants from:

Apellis Pharmaceuticals, Inc.

Regeneron Pharmaceuticals, Inc.

.....



avtt@medconfs.com | www.medconfs.com