

# 26th Annual Advanced Vitreoretinal Techniques & Technology Symposium and Fellows' Course



avtt

## ACCREDITATION AND CREDIT DESIGNATION

In support of improving patient care, this activity has been planned and implemented by Cine-Med and Medical Conference Planners International. Cine-Med is jointly accredited by the Accreditation Council for Continuing Medical Education (ACCME), the Accreditation Council for Pharmacy Education (ACPE), and the American Nurses Credentialing Center (ANCC), to provide continuing education for the healthcare team.

## PHYSICIANS

Cine-Med designates this live activity for a maximum of **12.25 AMA PRA Category 1 Credit(s)**<sup>™</sup>. Physicians should claim only the credit commensurate with the extent of their participation in the activity.

## OTHER HEALTHCARE PROFESSIONALS

All other healthcare professionals will receive a Certificate of Participation. For information on the applicability and acceptance of Certificates of Participation for activities designated for **AMA PRA Category 1 Credits**<sup>™</sup>, consult your professional licensing board.



JOINTLY ACCREDITED PROVIDER<sup>™</sup>  
INTERPROFESSIONAL CONTINUING EDUCATION

August 22-24, 2025

Hyatt Centric Chicago Magnificent Mile | Chicago, IL



2025

## Organizer



**William F. Mieler, MD**

Cless Family Professor and  
Vice-Chairman Director  
Vitreoretinal Fellowship Training  
Department of Ophthalmology  
& Visual Sciences  
UIC/Illinois Eye and Ear Infirmary  
wmierl@uic.edu



**Maria H. Berrocal, MD**

Drs. Berrocal & Associates  
San Juan, Puerto Rico  
mhber78@gmail.com




**Pooja V. Bhat, MD**

UIC/Illinois Eye and Ear Infirmary  
Chicago, IL  
pbhat@uic.edu



**R.V. Paul Chan, MD, MSc, MBA**

UIC/Illinois Eye and Ear Infirmary  
Chicago, IL  
rvpchan@gmail.com



**Felix Y. Chau, MD**

UIC/Illinois Eye and Ear Infirmary  
Chicago, IL  
fchau@uic.edu



**Justine Cheng, MD**

UIC/Illinois Eye and Ear Infirmary  
Chicago, IL  
justinelcheng@gmail.com



**Jay S. Duker, MD**

Tufts University  
Watertown, MA  
jduker@tuftsmedicalcenter.org



**Amani A. Fawzi, MD**

Northwestern University/  
Rush University Medical Center  
Chicago, IL  
afawzim@gmail.com



**Robert A. Hyde, MD, PhD**

UIC/Illinois Eye and Ear Infirmary  
Chicago, IL  
rahyde@gmail.com



**Mark W. Johnson**

Kellogg Eye Center  
Ann Arbor, MI  
markwj@umich.edu




**Jennifer J. Kang-Mieler, PhD**

Stevens Institute of Technology  
Hoboken, NJ  
jkangmie@stevens.edu



**Yannek I. Leiderman, MD, PhD**

Duke Eye Center  
Durham, NC  
yannek.leiderman@duke.edu



**Jennifer I. Lim, MD**

UIC/Illinois Eye and Ear Infirmary  
Chicago, IL  
jennylim@uic.edu



**Srinivas R. Sadda, MD**

Doheny Eye Institute, UCLA  
Los Angeles, CA  
ssadda@doheny.org



**Adrienne W. Scott, MD**

Wilmer Eye Institute,  
Johns Hopkins School of Medicine  
Baltimore, MD  
ascott28@jhmi.edu



**Lawrence J. Ulanski II, MD**

UIC/Illinois Eye and Ear Infirmary  
Chicago, IL  
lulanski@uic.edu



**George A. Williams, MD**

Associated Retinal Consultants  
Royal Oak, MI  
gawilliamsmd@gmail.com



**Lihteh Wu, MD**

Asociados de Macula Vitreo y  
Retina de Costa Rica  
San Jose, Costa Rica  
lihteh@gmail.com



## Friday

**AUGUST 22** (non-CME)<sup>\*</sup>  
(This day is open to trainees only)

**6:45 AM – 6:20 PM**  
Registration

**6:45 AM – 6:20 PM**  
Exhibits



**6:45 – 7:25 AM**  
Breakfast

**7:25 AM**  
Welcome and Introduction  
William F. Mieler, MD

**7:30 – 9:45 AM**  
**Best Practices in Ophthalmology (Part 1)**  
MODERATOR: William F. Mieler, MD

**7:30 AM**  
Ophthalmology Manpower:  
Demographics and Practice Patterns  
William F. Mieler, MD

**7:45 AM**  
AAO Leadership Development Program,  
Global Alliances, and Global Ophthalmology  
R.V. Paul Chan, MD, MSc, MBA

**8:00 AM**  
Transitioning from Fellow to Attending  
Justine Cheng, MD

**8:15 AM**  
Efficiency in Life and the  
Office-Life in Compartments  
Maria H. Berrocal, MD

**8:30 AM**  
Incorporating Research into  
your Clinical Practice  
Srinivas R. Sadda, MD

**8:45 AM**  
Clinical Trials and Collaborating with Industry  
Jennifer I. Lim, MD

**9:00 AM**  
Interactions with Industry:  
A Primer for the Trainee  
Jay S. Duker, MD

**9:15 AM**  
Compassionomics:  
The Science and Practice of Caring  
Mark W. Johnson, MD

**9:30 AM**  
Ethics Round Table Discussion Panel and  
Dealing with Challenging Patients

MODERATORS: Justine Cheng, MD &  
William F. Mieler, MD

PANELISTS: Maria H. Berrocal, MD  
Pooja V. Bhat, MD  
R.V. Paul Chan, MD, MSc, MBA  
Felix Y. Chau, MD  
Justine Cheng, MD  
Jay S. Duker, MD  
Amani A. Fawzi, MD  
Robert A. Hyde, MD, PhD  
Mark W. Johnson, MD  
Jennifer J. Kang-Mieler, PhD  
Jennifer I. Lim, MD  
Srinivas R. Sadda, MD  
Adrienne W. Scott, MD  
Lawrence J. Ulanski II, MD  
George A. Williams, MD  
Lihteh Wu, MD



**9:45 – 10:15 AM**  
Break

**10:15 AM – 12:15 PM**  
**Best Practices in Ophthalmology (Part 2)**  
MODERATOR: William F. Mieler, MD

**10:00 AM**  
Discussion: Type of Practice -  
Pros and Cons of Academics, Private  
Practice, Hybrid Types of Practice

MODERATOR: William F. Mieler, MD  
PANELISTS: Maria H. Berrocal, MD  
Pooja V. Bhat, MD  
R.V. Paul Chan, MD, MSc, MBA  
Felix Y. Chau, MD  
Justine Cheng, MD  
Jay S. Duker, MD  
Amani A. Fawzi, MD  
Robert A. Hyde, MD, PhD  
Mark W. Johnson, MD  
Jennifer J. Kang-Mieler, PhD  
Jennifer I. Lim, MD  
Srinivas R. Sadda, MD  
Adrienne W. Scott, MD  
Lawrence J. Ulanski II, MD  
George A. Williams, MD  
Lihteh Wu, MD

**10:30 AM**  
Discussion: Important Factors to Consider in  
Choosing a Practice: Contract Negotiations,  
Partners, Location, Changing Jobs, Marketing,  
Private Equity, Innovations, Social Media

MODERATOR: George A. Williams, MD  
PANELISTS: Maria H. Berrocal, MD  
Pooja V. Bhat, MD  
R.V. Paul Chan, MD, MSc, MBA  
Felix Y. Chau, MD  
Justine Cheng, MD  
Jay S. Duker, MD  
Amani A. Fawzi, MD

Robert A. Hyde, MD, PhD  
Mark W. Johnson, MD  
Jennifer J. Kang-Mieler, PhD  
Jennifer I. Lim, MD  
William F. Mieler, MD  
Srinivas R. Sadda, MD  
Adrienne W. Scott, MD  
Lawrence J. Ulanski II, MD  
Lihteh Wu, MD

**10:45 AM**  
The Past, Present, and Future of  
Physician Payments Including Step  
Therapy and Prior Authorization  
George A. Williams, MD

**11:00 AM**  
The Importance of Advocacy:  
You Should Get Involved  
Jennifer I. Lim, MD

**11:15 AM**  
Types of Audits  
George A. Williams, MD

**11:30 AM**  
Addressing Health Care Disparities  
Adrienne W. Scott, MD

**11:45 AM**  
Risk Management and Malpractice  
for the Retinal Surgeon  
George A. Williams, MD

**12:00 PM**  
Balancing Work and Life, and the  
Value of Mentorship  
William F. Mieler, MD

**12:15 – 12:45 PM**  
**Industry Presentations**

12:15	Genentech, Inc.
12:21	Alcon
12:25	Astellas
12:29	Retina Consultants of America
12:33	AbbVie
12:35	Apellis Pharmaceuticals, Inc.
12:37	Castle Biosciences
12:39	EyePoint Pharmaceuticals
12:41	Harrow, Inc.
12:43	Norlase



**12:45 – 1:45 PM**  
Lunch



Following an Introductory Lecture on Preparing for Vitrectomy Surgery,  
the attendees will be divided into two groups.

**1:45 – 6:00 PM**

Preparation for Vitrectomy Surgery Vitrectomy Instrumentation,  
Discussion of Challenging OCT, Medical, and Surgical Cases

**1:45 PM**

Preparing for Vitrectomy Surgery

Yannek I. Leiderman, MD, PhD

**Group 1**

**2:00 – 3:45 PM**

Wet Lab – Instrument Demonstration

FACULTY:

Maria H. Berrocal, MD  
Justine Cheng, MD  
Mark W. Johnson, MD  
Jennifer I. Lim, MD  
Adrienne W. Scott, MD  
George A. Williams, MD  
Lihteh Wu, MD

**Group 2**

**2:00 – 3:45 PM**

Discussion of OCT, Medical, and Surgical Cases

CO-MODERATORS:

William F. Mieler, MD & Srinivas R. Sadda, MD

PANELISTS:

Pooja V. Bhat, MD  
Amani A. Fawzi, MD

**3:45 – 4:15 PM**

Break

**4:15 – 6:00 PM**

Discussion of OCT, Medical, and Surgical Cases

CO-MODERATORS:

Amani A. Fawzi, MD & William F. Mieler, MD

PANELISTS:

Pooja V. Bhat, MD  
Srinivas R. Sadda, MD

**4:15 – 6:00 PM**

Wet Lab – Instrument Demonstration

FACULTY:

Maria H. Berrocal, MD  
Justine Cheng, MD  
Mark W. Johnson, MD  
Jennifer I. Lim, MD  
Adrienne W. Scott, MD  
George A. Williams, MD  
Lihteh Wu, MD

**6:00 – 6:10 PM**

**Industry Presentations**

6:00 ANI Pharmaceuticals, Inc.

6:02 Bausch + Lomb

6:04 DORC, a ZEISS Company

6:06 Neurotech Pharmaceuticals, Inc.

6:08 Regeneron Pharmaceuticals, Inc.

**6:10 – 6:20 PM**

Closing Remarks

William F. Mieler, MD

**7:00 PM**

Meet in the Hotel Lobby to walk to the dock  
(112 E. Wacker Street)



**7:15 – 10:00 PM**

Dinner aboard Chicago's Fair Lady

This Chicago River and Lake Michigan boat cruise is for all meeting registrants and excludes guests.


Boat disembarks from the dock at 7:30 PM.

# Saturday

## AUGUST 23

**6:45 AM – 5:30 PM**  
Registration

**6:45 AM – 3:30 PM**  
Exhibits

 **6:45 – 7:25 AM**  
Breakfast

**7:25 AM**  
Welcome and Introduction  
William F. Mieler, MD

**7:30 – 9:30 AM**  
**Macula and Retinal Imaging, and New Technology**  
MODERATOR: William F. Mieler, MD

**7:30 AM**  
OCT and OCT Angiography (OCTA)-  
Practical Pearls and Pitfalls  
Amani A. Fawzi, MD

**7:45 AM**  
Wide Field Retinal Imaging and  
Peripheral OCT: When and Why  
SriniVas R. Sadda, MD

**8:00 AM**  
Polypoidal Choroidal Vacuolopathy: Requisite  
Imaging to Establish the Diagnosis  
Amani A. Fawzi, MD

**8:15 AM**  
Imaging in AMD Masquerade Syndromes  
Justine Cheng, MD

**8:30 AM**  
Multimodal Imaging in Macular  
Telangiectasia Type 2  
Lihteh Wu, MD

**8:45 AM**  
The Muller Gliopathies: A New  
Category of Macular Diseases?  
Mark W. Johnson, MD

**9:00 – 9:15 AM**  
**Debate #1:** Home OCT Monitoring has  
Led to Improved Visual Outcomes in  
the Setting of Neovascular Age-Related  
Macular Degeneration (AMD)

**9:00 AM**  
Yes  
Maria H. Berrocal, MD

**9:05 AM**  
No  
Adrienne W. Scott, MD


**9:10 AM**  
Discussion: Analysis of Debate

**9:15 – 9:30 AM**  
**Debate #2:** Photobiomodulation is  
Beneficial in the Management of Dry  
Age-Related Macular Degeneration

**9:15 AM**  
Yes  
SriniVas R. Sadda, MD

**9:20 AM**  
No  
Amani A. Fawzi, MD

**9:25 AM**  
Discussion: Analysis of Debate

 **9:30 – 10:00 AM**  
Break

**10:00 AM – 12:00 PM**  
**Pediatrics, Ocular Tumors,  
Retinal Degenerations,  
and Genetics**  
MODERATOR: Felix Y. Chau, MD

**10:00 AM**  
Retinopathy of Prematurity  
(ROP) in Real Practice  
Felix Y. Chau, MD

**10:15 AM**  
Pediatric Retinal Degenerations  
Robert A. Hyde, MD, PhD

**10:30 AM**  
Management of Pediatric Retinal Detachments  
Felix Y. Chau, MD

**10:45 AM**  
The Differential Diagnosis of Pigmented  
Retinal and Choroidal Lesions  
William F. Mieler, MD

**11:00 AM**  
What is the Value of Electrophysiology in the  
Management of Inherited Retinal Diseases?  
Robert A. Hyde, MD, PhD

**11:15 AM**  
Genetic Testing for Retinal Diseases-  
How Does One Interpret the Results?  
Robert A. Hyde, MD, PhD


**11:30 AM**  
Retinal Toxicity of Chemotherapeutic  
and Immunotherapeutic Agents  
William F. Mieler, MD

**11:45 AM – 12:00 PM**  
**Debate #3:** Gene Therapy in the Near  
Future will be the Preferred Treatment  
for AMD and Retinal Diseases

**11:45 AM**  
Yes  
Robert A. Hyde, MD, PhD

**11:50 AM**  
No  
Felix Y. Chau, MD

**11:55 AM**  
Discussion: Analysis of Debate

 **12:00 – 1:00 PM**  
Lunch

**1:00 – 3:00 PM**  
**Diabetic Retinopathy and  
Retinal Vascular Diseases**  
MODERATOR: Jennifer I. Lim, MD

**1:00 PM**  
Retinal Blood Flow and Biomarkers  
for Diabetic Macular Edema (DME)  
Jennifer J. Kang-Mieler, PhD

**1:15 PM**  
Diabetic Retinopathy: Current and Emerging  
Treatment Update Including the DRCRnet  
Adrienne W. Scott, MD

**1:30 PM**  
New Concepts in Peripheral Non-  
Perfusion for Retinal Vascular Diseases  
SriniVas R. Sadda, MD

**1:45 PM**  
Sickle Cell Retinopathy: Past  
Lessons, Future Directions  
Adrienne W. Scott, MD

**2:00 PM**  
Lessons Learned-New and Improved  
Diabetic Surgical Techniques  
Maria H. Berrocal, MD

**2:15 – 2:30 PM**  
**Debate #4:** Multi-Target Therapies are  
Superior to anti-VEGF Monotherapies  
in the Setting of DME

**2:15 PM**  
Yes  
Mark W. Johnson, MD

**2:20 PM**  
No  
Lihteh Wu, MD

**2:25 PM**  
Discussion: Analysis of Debate

**2:30 – 2:45 PM**

**Debate #5:** Intravitreal Corticosteroids Should be Utilized Early in the Management of Persistent DME

**2:30 PM**

Yes

Lawrence J. Ulanski II, MD

**2:35 PM**

No

Justine Cheng, MD

**2:40 PM**

Discussion: Analysis of Debate

**2:45 – 3:00 PM**

**Debate #6:** Anti-VEGF Therapy is the Gold Standard in the Management of Proliferative Diabetic Retinopathy (PDR)

**2:45 PM**

Yes

Jennifer I. Lim, MD

**2:50 PM**

No

Mark W. Johnson, MD

**2:55 PM**

Discussion: Analysis of Debate

**3:00 – 3:30 PM**

Break

**3:30 – 5:30 PM****Intraocular Surgery**

MODERATOR: Maria H. Berrocal, MD

**3:30 PM**

In Office Procedures and Techniques to Know and What Not to Do

Maria H. Berrocal, MD

**3:45 PM**

My Top Tip for Management of Dislocated and/or Subluxed IOLs

**3:45 PM**

Scleral Fixation for Dislocated IOLs

George A. Williams, MD

**3:50 PM**

IOL Repositioning Techniques

Maria H. Berrocal, MD

**3:55 PM**

Secondary IOLs for the Vitreoretinal Surgeon

Felix Y. Chau, MD

**4:00 PM**

Vitreoretinal Surgery for Proliferative Sickle Retinopathy

**4:00 PM**

Jennifer I. Lim, MD

**4:07 PM**

Adrienne W. Scott, MD

**4:15 PM**

The Current Role of Endoscopic Vitrectomy Surgery: Tips and Techniques

Felix Y. Chau, MD

**4:30 PM**

Giant Tears of the Internal Limiting Membrane (ILM)-Clinical Characteristics, Pathogenesis, and Surgical Utility

Mark W. Johnson, MD

**4:45 – 5:00 PM**

**Debate #7:** In Epi-retinal Membrane (ERM) Surgery, Removal of the Internal Limiting Membrane (ILM) is Essential to Improve Vision and Limit Recurrences

**4:45 PM**

Yes

George A. Williams, MD

**4:50 PM**

No

William F. Mieler, MD

**4:55 PM**

Discussion: Analysis of debate

**5:00 – 5:15 PM**

**Debate #8:** In the Setting of Large Recurrent Macular Holes in High Myopia, the Inverted Flap Technique is the Best Surgical Approach for Successful Closure and Restoration of Vision

**5:00 PM**

Yes

Jennifer I. Lim, MD

**5:05 PM**

No

Maria H. Berrocal, MD

**5:10 PM**

Discussion: Analysis of Debate

**5:15 – 5:30 PM**

**Debate #9:** Heads Up, Digital Imaging has Led to Significant Visual and Anatomic Improvement in Surgical Outcomes

**5:15 PM**

Yes

Lihteh Wu, MD

**5:20 PM**

No

William F. Mieler, MD

**5:25 PM**

Discussion: Analysis of Debate

**5:30 – 6:30 PM**

Reception

# Sunday

## AUGUST 24

**6:45 AM – 12:15 PM**  
Registration



**6:45 – 7:25 AM**  
Breakfast

**7:25 AM**  
Welcome and Introduction  
William F. Mieler, MD

**7:30 – 9:00 AM**  
**Age-Related Macular Degeneration, Clinical Trials, and New Treatments**

MODERATOR: George A. Williams, MD

**7:30 AM**  
The IRIS Registry: Big Data and Artificial Intelligence in Age-Related Macular Degeneration (AMD)  
George A. Williams, MD

**7:45 AM**  
An Update Regarding New Developments in Extended Drug Delivery to the Posterior Segment  
Jennifer J. Kang-Mieler, PhD

**8:00 AM**  
Emerging Therapies in the Treatment of Neovascular AMD  
Jennifer I. Lim, MD

**8:15 AM**  
Biomarkers Relevant to Treatment Outcomes in Neovascular AMD  
SriniVas R. Sadda, MD

**8:30 AM**  
Complement Modulation and Beyond-New Developments in the Treatment of Dry AMD  
Lawrence J. Ulanski II, MD

**8:45 AM**  
Does anti-VEGF Therapy Cause or Accelerate Atrophy in the Treatment of Age-Related Macular Degeneration (AMD)?  
SriniVas R. Sadda, MD

**9:00 – 9:45 AM**  
**AMD Debates**

MODERATOR: George A. Williams, MD

**9:00 – 9:15 AM**  
**Debate #10:** Biosimilars are Equivalent to Current anti-VEGF Treatment for Exudative Age-Related Macular Degeneration

**9:00 AM**  
Yes  
Amani A. Fawzi, MD

**9:05 AM**  
No  
George A. Williams, MD

**9:10 AM**  
Discussion: Analysis of Debate

**9:15 – 9:30 AM**  
**Debate #11:** Complement Inhibition for Geographic Atrophy in the Setting of Dry Age-Related Macular Degeneration has more Benefit than Harm

**9:15 AM**  
Yes  
Justine Cheng, MD

**9:20AM**  
No  
Robert A. Hyde, MD, PhD

**9:25 AM**  
Discussion: Analysis of Debate

**9:30 – 9:45 AM**  
**Debate #12:** OCT Angiography (OCTA) is Essential in the Management of CNV

**9:30 AM**  
Yes  
Adrienne W. Scott, MD

**9:35 AM**  
No  
SriniVas R. Sadda, MD

**9:40 AM**  
Discussion: Analysis of Debate

**9:45 – 10:15 AM**  
Break

**10:15 AM – 12:00 PM**  
**Uveitis, Inflammation, Infection, and Toxicity**

MODERATOR: Justine Cheng, MD

**10:15 AM**  
Approach to Non-Infectious Uveitis-Diagnosis and Management  
Pooja V. Bhat, MD

**10:30 AM**  
Uveitis Randomized Clinical Trials  
Justine Cheng, MD

**10:45 AM**  
Primary and Secondary MEWDS  
Pooja V. Bhat, MD

**11:00 AM**  
Susac's Syndrome: An Update  
Lihteh Wu, MD

**11:15 AM**  
Uveitis Masqueraders  
Justine Cheng, MD

**11:30 AM**  
Vitreoretinal Surgery in Uveitis Patients  
Mark W. Johnson, MD

**11:45 AM**  
Update on the Treatment and Prevention of Endophthalmitis  
William F. Mieler, MD

**12:00 PM**  
Meeting Summary  
William F. Mieler, MD

**12:15 PM**  
Meeting Adjourned

<sup>^</sup>Not part of the educational activity.





*AVTT would like to thank the following industry partners:*

**PLATINUM**

Genentech, Inc.

**GOLD**

Alcon

Astellas

Retina Consultants of America

**SILVER**

AbbVie

EyePoint Pharmaceuticals

ANI Pharmaceuticals, Inc.

Harrow, Inc.

Apellis Pharmaceuticals, Inc.

Neurotech Pharmaceuticals, Inc.

Bausch + Lomb

Norlase

Castle Biosciences

Regeneron Pharmaceuticals, Inc.

DORC, a ZEISS Company

**BRONZE**

Ocular Therapeutix

**MEDIA PARTNER**

Retina Today/EyeTube

*This CME Activity is supported by educational grants and in-kind support from:*

Alcon

Bausch + Lomb

*This CME Activity is supported by educational grants from:*

Apellis Pharmaceuticals, Inc.

Genentech, Inc.

Regeneron Pharmaceuticals, Inc.



[avtt@medconfs.com](mailto:avtt@medconfs.com) | [medconfs.com](http://medconfs.com)